

The June Meeting

Our June meeting was a regular meeting. We had great attendance again despite the rain and thunderstorms in the area.

Rodney Rodgers returned to the club after an absence of several months and re-upped his membership. Rodney lives in Las Cruces, NM. Rodney brought several models with him to show as well.

Welcome to Scott Sangerhausen our newest member. Charlie Flores brought him to the meeting and paid his dues for him to get him on the membership list. Thanks, Charlie.

John Estes mentioned that the club was going to place an order for new polo shirts. The shirts are available in red, white or blue and have the club logo embroidered on the chest. Let John know if you are interested in a club shirt.

GLUE GLOBS



Following Bruce Grinstead's Roman Centurion featured on the cover of last month's Glue, Past club members have been sending model photos showing their latest works. Several model photos are included this month from club members Rogerio Kokuka from Brazil and Jack Ratterman from Jacksonville, Florida. Thanks for Sharing!!

The El Paso Scale Model Society

Meets at

St. Paul's United Methodist Church

7000 Edgemere Blvd
at 2:00 p.m.

For back issues of the Glue go to
www.ipmselpaso.us

Sci-Fi



Bil Coster's armored battle suit and Robotech robot.

2010 Calendar of Events

August	1	Club Meeting
	4-7	IPMS Nationals, Phoenix, AZ
	14	Basset Show #1
September	5	Labor Day Weekend
	12	Club Meeting
October	3	Club Meeting
November	7	Club Meeting
	14	Basset Show #2
December	5	Election of Officers

Show & Tell

While last months meeting was dominated by armor, the aircraft guys volleyed back this month and leveled the playing field.

Bill Coster showed a couple science fiction model robots and battle armor as well as a 1/25th scale 1984 Chevy Corvette. The Armored Battle Suit is depicted in 1/24th scale while the Robotech robot is 1/72nd. We can count on Bill to bring something different from time to time. Nice work Bill.

Jim Davis was back with another set of twins in different scales. Jim's SBD-1 Dauntless were built from a 1/48th Accurate Miniatures kit and a 1/72nd MPC Profile series kit. The color scheme on the models replicated those assigned to the C.O. of Marine Bombing Squadron Two at NAS North Island around 1940-41.

Mike Garcia didn't bring a model this month but he did bring some very nice books entitled "Super Drawings in 3D". The subjects included U-Boats, Battleships and Cruisers. The individual books are listed in the table to the right.

Dennis Cramer brought a couple wooden wonders that he scratch built. Both models were approximately 1/16th scale and included a 1927 Farm Truck and a 1927 WWI Ambulance. These two pieces showed off Dennis talent for working with wood.


Mike King brought a couple of aircraft models in 1/72nd scale. The first was a Spitfire MkVIII in 308th FS, 31st Fighter Group Markings from their time in Italy. It was a squadron hack as the group had converted to P-51's by that time. Mike toyed with salt masking to weather his A5M3 Model 32 Zero. He sprayed an aluminum base and let it dry. Prior to top coating with the final color, he placed salt on various parts of the model. After top coating with the final color he wiped the salt off to reveal the metallic undercoat for a weathered look. This effect can be achieve with most granular condiments including sugar and artificial sweetener. It is probably not a good idea to wipe the coated granules into your cup of coffee but that is your call. You have been warned.

Carlos Delgado from Juarez brought a Tamiya 1/35th scale Abrams Tank to show. Nice work from Carlos. Keep 'em coming.

Show & Tell

Jim Davis	SBD-1 Dauntless	Accurate Mini.	1/48	finished
	SBD-1 Dauntless	MPC Profile Ser.	1/72	finished
Carlos Delgado	M1 Abrams Tank	Tamiya	1/35	finished
Bill Coster	1984 Chevy Corvette	MPC	1/25	finished
	Armored Battle Suit		1/24	finished
	Robotech Robot		1/72	finished
Marco Gonzalez	King Tiger	Tamiya	1/48	finished
	Dragon Wagon	Tamiya	1/35	finished
Michael King	Spitfire MkVIII		1/72	finished
	A5M3 Mod 32 Zero		1/72	finished
Roy Lingle	M7 Howitzer		1/35	WIP
Rodney Rogers	CH-46E	Academy	1/48	finished
	P-47D	Tamiya	1/72	finished
	B-25J	Hasegawa	1/72	finished
	F/A-18	Hasegawa	1/72	finished
Dennis Cramer	1927 Farm Truck	Scratch	1/16	Finished
	1927 WWI Ambulance	Scratch	1/16	Finished
Mike Garcia	U-Boot VIIC	Book		
	Japanese BS Kongo	Book		
	HMS Repulse	Book		
	Heavy Cruiser Aoba	Book		
	Battleship Bismark	Book		
	Battleship Scharnhorst	Book		
	Battleship North Car.	Book		
	Japanese Cruiser Takao	Book		

Mike Garcia's USS San Francisco was in last months Glue but the Caption was missing. Nice work Mike!



Mike King's Spitfire MkVIII of the 31st Fighter Group in Italy.

Show and Tell Continued...

Marco Gonzalez brought a completed 1/48th scale King Tiger Tank from the Tamiya Kit and also brought a Tamiya 1/35th scale Dragon Wagon as a work in progress.

Rodney Rogers from Las Cruces had four nice models to show. He brought a 1/48th scale Academy CH-46E with Zotz decals, and a 1/72nd scale Tamiya P-47D28-RA Thunderbolt, "Fat Cat", flown by Capt. Hank Bakken with the 509thFS/405th Fighter Group. The third model was a B-25J finished in the "Betty's Dream" scheme. Last but not least, Rodney showed off his Academy 1/72nd scale F/A-18C Hornet in the VMFA-232 colors.

Roy Lingle brought his 1/35 M7 (Early) Prist S.P. 105 mm Howitzer as a work in progress. I imagine we will see this model completed at the Bassett Show on August 14th.

Bill Coster's 1984 Corvette



Marco Gonzalez' King Tiger



Rodney Rogers' P-47D



Jim Davis' SBD-1 Dauntless Twins



Rodney Rogers' F/A-18C

My Column

John Estes



Another month has gone by as we move through the modeling year. Only five more months to get those 2010 models finished or in my case those 2006 or 2007 models finished this year,

I hope that Mike Boudreaux had a great trip to Japan and that he brought the latest model stuff for us to see. Thanks to Keith Rutherford for taking the photos at the meeting and then agreeing to do the GLUE in its entirety this issue. This is the first break that I have had since sometime back in 2002, approximately 110 issues, in fact.

My apologies to all since I left the June issues of the GLUE at home and those that had their e mail returned to me did not get a copy, but I will have them next month or will mail them to you via snail mail.

I hope to be able to have a demo or seminar of some kind for the next meeting. I would like to come up with a list of people that would be willing to give some sort of program at each meeting. We have a number of modelers that have asked for info on how to do a certain procedure and I know that we have a number of members that can answer those questions.



Remember the Bassett Show, August 14. We will sign up for spaces at the August 1 meeting. Bring a model and Bring a friend to the next meeting.

Models from former members...

Rogerio Kocuka from Brazil sent a couple photos of an F-86 and a half track. Rogerio was a club member while at the Sgts. Major Academy at Ft. Bliss. The half track is in 1/35th scale is from Dragon and the figures are Brazilian troops from the 1944/45 time frame as they would have appeared in Italy. His F-86 is from an Academy kit in 1/72nd scale and is shown in U.S. Air Force markings.

Jack Ratterman from Jacksonville, FL sent several armor model photos. They are all 1/35th scale and all the kits are by Tamiya. The models include a M551 Sheridan w/after market base, an M3 Bradley Fighting Vehicle, and the M60-A2 in a German roadway scene. Jack says "The T72 is the Tamiya T-72 -M kit and is an excellent kit to build. It comes with the rubber hose and metal spring and wire to "pipe" the external fuel drums on the rear of the tank. I do not know of another kit that includes this detail." The T-80 is an old kit by Dragon. Jack originally thought there was a lot of detail to the kit but as the build progressed it seemed like less than he had thought. According to Jack, the T-72 and T-80 stand out because of the figures and the paint schemes. The T-72 was done using a "chipped Paint" effect for a heavily weathered look while The T-80 is done more subtle and in a more "winterized" color scheme of blues and grays. The figures are by Master Club and are the Modern Winter Soviet Tank Riders. They cost about 15.00 a piece. If you take your time painting them the results can be very rewarding. I used Newton oils for the face and hands and Tainay acrylics for the uniforms.

Dennis Cramer's 1927 Farm Truck



One of Mike Garcia's 3D books



Dennis Cramer's WWI Ambulance

Mike Drapes **915.584.7597**
IPMS #29119



Mike King's A5M3 Zero with salt weathering



Rodney Rogers' B-25J



Carlos Delgado's Abrams Tank



Rodney Rogers' CH-46E

IPMS/USA NEW MEMBER APPLICATION

IPMS No.: _____ Name: _____
Leave Blank First Middle Last

Address: _____

City: _____ State: _____ Zip: _____

Phone: _____ E-mail: _____

Signature (Required by PO): _____

Type of Membership: ☐ Adult, 1 Year: **\$25** ☐ Adult, 2 Years: **\$49** ☐ Adult, 3 Years: **\$73**

☐ Junior (Under 18 Years): **\$12** ☐ Family, 1 Year: **\$30** (Adult + \$5, One Set Journals) How Many Cards? _____

☐ Canada & Mexico: **\$30** ☐ Other / Foreign: **\$32** (Surface) ☐ Other / Foreign: **\$55** (Air)

Payment Method: ☐ Check ☐ Money Order ☐ Credit Card (MC / Visa Only)

Credit Card No.: _____ Expiration Date: _____

If Recommended by an IPMS Member, List His / Her Name and Member Number:

Name: _____ IPMS No.: _____

IPMS/USA

Check out our webpage: www.ipmsusa.org

P.O. Box 2475

North Canton, OH 44720-0475


Models from former members
Rogerio Kocuka and Jack Ratterman....



Rogerio's Half track



Rogerio's F-86



Jack Ratterman's M3 Bradley



Jack Ratterman's M60-A2



Jack Ratterman's M551 Sheridan



Jack Ratterman's T-72M