

The Meeting

Dr. Paul Hyder joined our group at the June meeting. Welcome to our model club, Paul. We hope you enjoy our meetings. We had at least 23 members present at the meeting but I forgot to count them, but Dave Ross remembered to do so. Thanks again Dave for taking some notes and helping me get the info I need for the GLUE.

We had a visitor at the meeting. He was Gervasio Damboriarena and he is from Uruguay. He is an aircraft modeler and I had visited with him at Hal's on a previous occasion. Welcome to Gervasio.

Hasegawa F-8 Crusader by Fabian Nevarez



Jim McDaniel gave a very good program on instrument panels. Those of you that missed the meeting missed a chance to see what Jim puts inside of his great models and how he does it. A large number of the group watched and learned how to make the office look really neat and crisp. Thanks, Jim. Well done.

We had a great meeting with some very nice models to discuss and to appreciate. I know that there were some new kits on the table for us to check out, but I did not get the info to pass on to you about them. I really appreciate the presentation given by Jim McDaniel as I think we need to have some sort of teaching/learning session

at each meeting. Many of our modelers are quite advanced in their techniques, but all of us need to be reminded that new techniques and methods are being developed all the time and that we can make use of them if we know about them.

Show and Tell

Fabian Nevarez had the Hasegawa F-8E in Philippine Air Force markings to show. I had seen this on Hyperscale as he had sent pictures to a friend in South America and the friend set up a link so that we could Fabian's work. It looked even better on our table but also looked great on the computer screen. I am really impressed with Fabian. He works, prints the GLUE and builds models, while actually finishing the models in what seems to be record time. By the way, his wife was still speaking to him during the month when they came by the house.

Great effort, Fabian.



The El Paso Scale Model Society

Our club is a chartered chapter of the International Plastic Model Society - U.S. Branch (the IPMS-USA). The EPSMS was first organized in 1969, received its charter in 1970, and has been continuously active since that time.

We are a non-profit organization dedicated to promoting the art of scale modeling (regardless of construction media), and membership is open to anyone interested in scale modeling. Club membership dues are payable on an annual basis (we can accept cash or personal checks). Dues are \$15.00 per year for regular members over the age of 16, and are based on a January-December club year. Junior memberships are available for those aged 16 and under, and are priced at \$5.00 per year. Family memberships are available for an extra payment of \$2.00 per year per family member. Members in good standing are entitled to vote in all club matters, run for office, enter club contests, judge in all club contests, and receive a copy of the club's monthly newsletter. Hal's Hobby Warehouse on Bessemer in East El Paso also offers club members a discount on purchases of models and modeling materials. The exact discount is set on a sliding scale. Our club meetings are generally held on the 1st or 2nd Sunday of each month at 2.00 p.m. in the Fellowship Hall of St. Paul's United Methodist Church at 7000 Edgemere Blvd (please see the map below). Schedule changes are published ahead of time in the newsletter. We normally hold either one or two model contests at each club meeting, one against a specific modeling or historical theme, and one that is an open competition for anything a modeler wishes to bring.

"The Glue" is the official publication of the El Paso Scale Model Society. We publish on a monthly basis and try to cover just about any area of interest that club members may have.

Articles (especially kit reviews), suggestions of any kind, wants and disposals, items for publication, and general gripes, should be sent to the following address:

"the Glue"
c/o FabianNevarez
844 Destello Road
El Paso, Texas 79907

If "snail mail" won't work for some reason, he may be contacted by e-mail at:

fnevarez@elp.rr.com

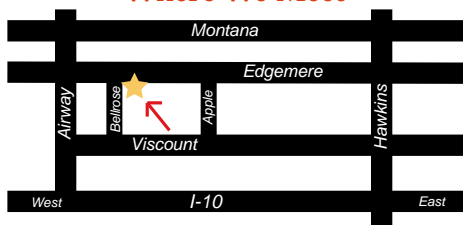
Our Year 2003 Club Officers

President John Estes	915-598-6957 IPMS #3498
1st Vice-President Bill Coster	915-585-1508 IPMS #32598
2nd Vice-President Mike Drapes	915-584-7597 IPMS #29119
Secretary & Newsletter Editor Fabian Nevarez	915-593-6496 IPMS# 41984
IPMS-USA Gustav Hebrok Chapter Contact	915-779-5082 IPMS #4058
Club Web Master John Benson	915-593-8324 IPMS #36429

Upcoming Schedule of Events for 2003


Feb. 2 Regular meeting	Aug. 3 Regular meeting
	9 SuperCon Ft. Worth
March 2 Meeting and contest	
8 Modellfiesta XXII San Antonio	Sept. 7 Regular meeting
22 Metro-Plex Car Model Show	20 West Central Missouri
Ft. Worth/Dallas	
April 6 Regular meeting	Oct. 5 Regular meeting
	11 GasCon IV Abilene
May 4 Regular meeting	Nov. 2 Regular meeting
2-4 Central Arkansas Contest	9 or 16 Bassett show
24 NCT ScaleFest	
June 1 Theme contest Korean War (T)	Dec. 7 Election of officers for 2004
	Theme contest Pearl Harbor (T)
July 2-5 Nationals IPMS Oklahoma City, OK	(T) Trophy Contest
13 Regular meeting	

Where We Meet



"The Glue" is provided as a courtesy to members and friends of the El Paso Scale Model Society by Fabian Nevarez / Check Your Six - Graphics Studio. Except for this logo and the EPSMS Club logo, materials herein may be reproduced for single instances of noncommercial use by individual modelers and others. Reproduction other than the above must be requested in advance from the newsletter editor.





The President's Column

Our next meeting will be on the second Sunday in July as we decided to move the meeting to that weekend so as not to have a conflict with anyone that wanted to attend the Nationals in OKC or for those members that go out of town over the July Fourth holiday. I hope to have a report on the Nationals before the next issue of the National Publication to put in the next issue of the GLUE. See you on July 13.

Remember; Bring a model and Bring a Friend to the next meeting.

John Estes

Show and Tell

Jim Davis had three 1/48 models to show, all in markings from the Korean War. He had the Monogram F9F-5 and Mig 15 from Monogram and the Academy F-86. Jim does a great job.

Jim McDaniel had the Accurate Miniatures F3F-2 in the blue grey/over grey scheme used during early WW II years.



Monogram Mig-15



Monogram F9F-5



Academy F-86F

As usual, a great model done up in first class style. Jim also had the Tamiya 1/48 Me 262 kit, under construction to show. I had not seen this kit except in the box and it is one nice kit. Yeah, I know the wing slats are not separate pieces, but the rest is really super. I am looking forward to seeing it completed.

Bill Coster had a Soviet T-38M2 tank from the Co-operativa Company. Roy Lingle had a T-60 and a T-20, both Soviet light tanks from one of the Former East-Bloc companies. These were brought to show and for the Armor guys page in the newsletter.

Joe Roper had a V-100 armored car in 1/72 scale. This was scratch built by Joe

as are many of his projects. Sounds like a program in the making so that we can see some of the methods Joe is using to complete his work.

Connie Harth had his Esoteric PD-1 flying boat finished this month. You may remember that it was under construction at the last meeting, a very nice model of an unusual subject. Connie also brought a Martin MS-1 and a conversion of the Boeing F4B-1A using the Monogram wing with the Rarebits fuselage. All of these models were in Connie's usual scale of 1/72. As usual, very nice work.



Connie Harth's Esoteric PD-1

How to boost your club membership or How to waste an opportunity to recruit potential club members

by: Dick Montgomery/ IPMS Region 6 Coordinator

(PART FOUR - SCHEDULE OF EVENTS)

9:00am *Open the doors.*

Allow the first hour for the initial rush to die down. Walk-ins want to head straight to the vendor area and contest participants want to get their entry forms filled out and their models placed on the table.

10:00-10:30am *Time for the first seminar or workshop.*

If space is available run two at the same time. Frankly, I've been to very few events which have the luxury of space. It is probably more realistic to envision one seminar or workshop being conducted at any given time.

10:30-10:45am *Set-up for next workshop*

10:45am-11:15am- *Time for the 2nd workshop.*

11:15-11:30am *Set-up for next workshop*

11:30-Noon *Judging seminar...* kills two birds with one stone. The host club can use this workshop to orient the judging teams and at the same time allow modelers to listen in to see what the judges are looking for. It also serves as

an OJT experience for rookie judges.

Noon-12:15pm *Set-up for next workshop*

12:15-12:45 *Time for 3rd workshop*

12:45-1pm *Set-up for next workshop*

1-1:30 pm *Time for the next workshop*

Judging has begun now. Participants who are not involved in judging are looking for something to do. Some contests do not allow visitors in the model area during judging and they will gladly sit in a seminar or workshop.

1:30-1:45pm *Set-up for next workshop*

1:45-2:15 *Time for next workshop*

2:15-2:30 *Set-up for next workshop*

2:30-3:00 *Next Workshop*

3:00-3:15 *Set-up for next workshop*

3:15-4:00 *Last Workshop*

Announce that the awards ceremony will not begin until this workshop is finished. This will cut down on the crowd of anxious and impatient folks waiting for the judges to complete their jobs.

4:00 and on... *Finish the judging,* announce the winners, clean up, get out, go celebrate the completion of another fine show.

Your recruiting efforts should not end

here. Most of the attention is given to those who entered models in the contest while the walk-ins leave without a word of thanks. Be sure to have "reverse-greeters" at the exit doors. They can distribute flyers and club business cards to the walk-ins as they exit. They can thank walk-ins for coming to the show. They can hold the door open for those whose arms are full of recently purchased items. They can, in short, be Ambassadors of Good Will for your club.

The days following the show, be sure to make contact with those walk-ins who filled out the "Please Contact Me" info sheet. Assign a club member to contact them and bring them to the next meeting. Sit with them during the meeting. Introduce them to other club members before and after the meeting. Introduce them to the membership during the club meeting by listing their name and their area of modeling interest. In other words, make them feel special and appreciated.

(to be continued)

Show and Tell



Doug Tompkins' Airfix Indy Turbo

Dane Alley had a Super Corsair Racer that was under construction from the F4U-1kit from Hasegawa. Dane also had a kit of a T-Rex and of the Monogram VW snap kits put together by son.



Dave Ross brought a kit of an old time racer in 1/16 scale. The copyright date was 1949, a very good year. The kit was wood, plastic and cardboard and was one of the early Indy style cars. Pretty neat stuff, Dave. He also had the schematic for making spoked wheels and this led to another discussion of the process by a number of the guys. I think Dave called it wire wheels, part II in his notes.

Doug Tompkins had an Airfix 1/18 scale Indy Turbo. This was in the Parneli Jones 67 STP markings. As I am not up cars, this may have been the only markings carried on this car as it was a one shot item.

June Model Contest Results

Theme Contest - Korea

1st	Joe Roper	1/35 105mm Howitzer
2nd	Jose Patino	1/48 A-26 Invader
3rd	James Spence	1/35 US Tommy Gunner

Regular Contest

1st	Jose Patino	1/48 Bearcat
2nd	Mike Garcia	1/35 Type 97 Chi-Ha Japanese Tank

Model Contest

The June meeting was a contest meeting. This was the second contest of the year and once again we gave medals to the winners. Joe Roper won a gold medal with his 105 mm howitzer. Jose Patino won a gold medal with his Testor's F8F Bearcat and a



Jose Patiño's Testor's F8F Bearcat




Monogram A6M5 Zero by Mike Garcia

Silver with the Monogram B-26. Mike Garcia won a Bronze with his Monogram A6M5 Zero, also from Monogram. Mike also had a TransAm from one of the TV series in the contest. James Spence had a couple of infantry figures in the Contest, one a tommy gunner and one a corpsman, in 1/35 scale.




Jose Patiño's Monogram B-26

Back in late November we gave a Build and Take Program for the Horizon City Scout Troop. This was our third or fourth program for this group. We offered this program to the BSA Council, but we got no reply, so we decided to go with same troop as before. An enjoyable afternoon was spent at the Community Church in Horizon City where the troop holds its meetings. Once more the parents provided refreshments for all.



◀ Joe Martinez and Scouts selecting paint from the paint locker




IPMS/El Paso to take home with them, in addition to the kits that were made and painted by them at the event. A Special thanks to all who participated from the Club as we could never do this without your help and support. Some of the members that attended were Bill Coster, John Benson, Roy Lingle, Joe Martinez, Dane Alley, Joseph Roper Michael Drapes, Gustav Hebrok and John Estes.

If I missed anyone, I apologize as I am writing this in June and the event was in November.



Scouts in action at the last Build and Take ▶

Once again Hal's Hobby Shop gave use some Revell VW kits to use in the project. A great big THANKS to them for their support. Each scout also received a model provided by



◀ Michael Drapes and John Estes super gluing a part on one of the VW kits provided by Hal's Hobby Shop

Soviet T-38 Light Amphibious Tank

Models by Bill Coster

HEAVY METAL!

The Page of the Armor Guys

In the 1930s, the Soviet Union used two light tanks, the T-37 and the T-38. In 1936, the T-37A was replaced by the T-38 light amphibious tank. The T-38 resulted from a complete redesign of the T-37A with a new layout of the turret and a lowered silhouette. It also featured improvements in the hull arrangement and transmission. The T-38 had new final drives in place of the automobile differential, and a better steering system. A new improved suspension system with wider tracks increased the performance across marshy ground, and the Russians later stated that they found this machine much more maneuverable than the earlier T-37 models. The T-38M had a radio and some T-38M2s were fitted with a 20mm cannon in the turret. By 1938, the T-38 had become obsolete although it was used in the war against Finland. Like the T-37, it remained in service until 1942, but only in calm areas because of its evident vulnerability.



Soviet T-38 Light Amphibious Tank Specs

- * Weight: 3.78 tons
- * Length: 3.78 m
- * Width: 2.33 m
- * Height: 1.65 m
- * Crew: 2
- * Armor: 4-9 mm
- * Gun: 7.62 mm
(some 20mm with 7.62 mm coax)
- * Engine: 40 hp
- * Speed
(road): 42 km/h
(water): 6 km/h

This kit was from the Russian company Cooperative. The detail in the kit was somewhat soft and there was a prominent mold seam on nearly every piece. The kit went together fairly easily and the parts fit was okay. One area that had problems was the rudder assembly, none of the parts would fit or mate up with each other, I ended up scratch building the whole assembly.

There is a small fret of photoetch parts with the engine vent screen, latches for the storage box and the propeller blades. I replaced the kit machine gun with Bren gun from my spares box since the kit gun was completely unusable. The tracks were the run and link type and didn't fit together very well. The kit was painted Olive Green and weathered with washes and dry brushing.

Armor Gallery!

Roy Lingle's T-60 and T-20
Soviet light tanks



OK, we admit it. We are looking for new members. Back on page two of this newsletter is a whole bunch of information about our club, where and how often we meet, how to contact us, even how to get a membership card. So its only fair that we provide a plug for our national organization, which publishes a darn fine magazine 6 times a year, provides us with little things like support for regional and national conventions, and keeps us up to date with manufacturer's reports on ALL the latest kit releases. Hey! Its worth the money just to get the magazine, and there are always some neat modeling articles to check out. Give it a try, OK?

IPMS / USA NEW MEMBER APPLICATION

IPMS #: _____ Your Name: _____
(leave blank) First Middle Last

ADDRESS: _____

CITY: _____ State: _____ Zip: _____

SIGNATURE (required) _____

Membership type

- ☐ ADULT (\$21) ☐ JUNIOR (17 years old or younger) (\$9)
☐ TRADE MEMBER (\$21) ☐ CANADA and MEXICO (\$25) ☐ OTHER FOREIGN (\$28)
☐ FAMILY (Adult dues + \$5, includes one set of magazines) (Indicate # of membership cards required _____)

If recommended by an IPMS member, please
provide his / her name and membership number _____

Mailing Instructions

MAIL THIS FORM AND YOUR PAYMENT TO:

IPMS / USA
P.O. Box 6138 Warner Robins,
GA 31095-6138