



THE Glue



EL PASO SCALE MODEL SOCIETY

MAY 2014

www.ipmselpaso.us

Scratch-built
A-26 Invader in 1/32nd scale
by Julio Sanchez



Meeting News

We had a great meeting this first Sunday afternoon in May. More than 30 members and family showed up on a beautiful early May day. No business was conducted. However during the last part of April, the club purchased three trophy packages and the Miscellaneous Category for the 50th USAIPMS National Convention.

Thanks to **Michael Kennedy** and to **Gerhard Gotzmann** for taking pictures during the meeting. **Fabian Nevarez** had a family gathering and as he is the official cook at such events, Fabian was unable to attend and Mike and Gerhard stepped up to cover for Fabian.

Nice job, guys and Thanks again.



“The Glue” is the official publication of the El Paso Scale Model Society. We publish on a monthly basis and try to cover just about any area of interest that club members may have.

Model pictures, articles, kit reviews, suggestions of any kind, wants and disposals, items for publication, and general gripes, should be sent to the following email address:

BagpipeJM@aol.com

Meeting Dates for 2014

January	5	September	7
February	2	October	5
March	2	November	2
April	6	November	9
May	4	(Basset Show #2)	
June	1	December	7
July	6		
August	3		

(Basset Show #1)



The El Paso Scale Model Society

Our club is a chartered chapter of the International Plastic Model Society - U.S. Branch (the IPMS-USA). The EPSMS was first organized in 1969, received its charter in 1970, and has been continuously active since that time.

We are a non-profit organization dedicated to promoting the art of scale modeling (regardless of construction media), and membership is open to anyone interested in scale modeling. Club membership dues are payable on an annual basis (we can accept cash or personal checks). Dues are \$15.00 per year for regular members over the age of 16, and are based on a January-December club year. Junior memberships are available for those aged 16 and under, and are priced at \$5.00 per year. Family memberships are available for an extra payment of \$2.00 per year per family member. Members in good standing are entitled to vote in all club matters, run for office, enter club contests, judge in all club contests, and receive a copy of the club's monthly newsletter. Hal's Hobby Warehouse on Bessemer in East El Paso also offers club members a discount on purchases of models and modeling materials. The exact discount is set on a sliding scale. Our club meetings are generally held on the 1st or 2nd Sunday of each month at 2.00 p.m. in the Fellowship Hall of St. Paul's United Methodist Church at 7000 Edgemere Blvd (please see the map below). Schedule changes are published ahead of time in the newsletter.

Our Year 2014 Club Officers

President
John Estes **915-598-6957**
IPMS #3498

Vice-President
Bill Coster **915-585-1508**
IPMS #32598

Vice-President
Mike Drapes **915-584-7597**
IPMS #29119

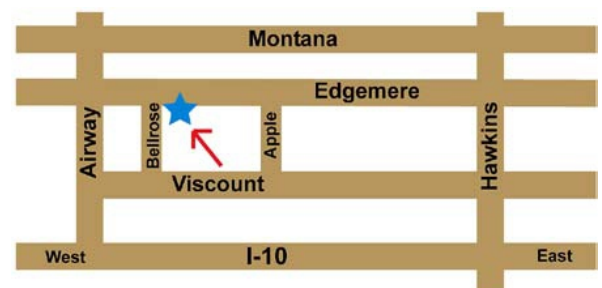
IPMS Liaison
Gustav Hebrok **915-779-5082**
Chapter Contact IPMS #4058

Web Master
Mike Drapes **915-584-7597**
IPMS #29119

Photography & Newsletter Layout:
Fabian Nevarez

Where We Meet

Fellowship Hall of
**St. Paul's
United Methodist Church**
7000 Edgemere Blvd



Meeting News

There was no program or how to class but there were many scratch built models to look over and admire.

John Estes brought several old magazines to show and many of them disappeared which meant that John did not have to take them home. The magazines were donated by **Mrs. Joseph C. Woolf**. A special thanks to Mrs. Woolf.

James Coleman stated some of the magazines were older than he was, and by several months.

Don Fenton was at the meeting which was the first for him this year. He has been in the Austin area visiting his daughter.

Jerry Wells' mother passed away on April 28. Our condolences go to Jerry and family.

Paul Carr identified his visitor at the last meeting. The gentleman in the picture with Paul was his father.



Mike Kennedy's
FM-1 Wildcat in 1/48th scale



James Coleman's
1/72 scale P-51B Mustang



Mike King's F4U-4 Corsair
1/72nd scale



Mike King's F4U-1 Corsair
1/72nd scale



Julio Sanchez's scratch-built
F7F "Tigercat" in 1/32nd scale

Julio Sanchez finished his F7F "Tigercat" in 1/32nd scale, an outstanding model that was scratch built by Julio. Next to the F7F was a 1/32nd scale A-26 Invader that was another of Julio's effort in scratch building.

Mike King was back and big time. Mike had 6, 1/72nd models to show. Mike had

a Fujimi A-4C marked for the USS Forrestal "AA" in 1968. His Airfix F-51 was built out of the box for the most part and Mike used the kit decals. Mike had a Hasegawa F4U-1 built as a FAA type with clipped wings for use on British carriers. Another was an F6F-3 "Hellcat" built from the Hasegawa kit and also marked in FAA markings. His last two were F4U Corsairs.

The F4U-1 was in NAS Livermore markings and was another Hasegawa kit. His F4U-4 was in VMA 323 markings in Korea. This model was an Italeri kit.

Jim Davis had a couple of nice 1/72nd scale kits to show. He had a Hasegawa B-26 Marauder in the markings of the 49th Bomb Squadron, 344th Bomb Group.



Mike King's F4U-1
in 1/72nd scale

Mike King's F6F-3 Hellcat
in 1/72nd scale

Show & Tell

"Piccadilly Willy" finished WW II with more than 100 missions. Jim's second model was an Italeri A-26 Invader from the 8th BS/3rd BG as it appeared in Korea in July 1953.

James Coleman had an Academy 1/72 scale P-51B Mustang built out of the box.

Michael Kennedy not only took pictures for a couple of hours but brought a really nice 1/48th scale Tamiya F4F which was supposed to be an FM-1. Mike scratch built the seat and added seat belts and shoulder harness. The starboard wheel cover was a button as Mike lost the original wheel cover. The decals were

custom made except for the National insignia which were Eagle Strike. Neat. Did you see the button??

Edward Rogers brought an Italeri AC 130 "Specter" Gunship in 172nd scale. His AC-47 "Spooky" Gunship was also built from the Italeri kit in 1/72nd scale.



Jim Davis' A-26 Invader
in 1/72nd scale



Jim Davis' B-26 Marauder
in 1/72nd scale


Mike King's F-51D Mustang
1/72nd scale



Mike King's A-4C Skyhawk
in 1/72nd scale



Gerhard Gotzmann's
Vostok/Soyuz
in 1/144th scale



Gerhard Gotzmann's
Vostok-1
in 1/24th scale



Gerhard Gotzmann has some really neat models to show. He had a Heller 1/48th scale Mirage IV. Gerhard used a great deal of putty to overcome some really crude areas of the kit. The kit decals were as is often the case with Heller decals, stiff and difficult to use.

Another really neat looking kit was a Vostok-1 Real Space craft built from the Revell 1/24th scale kit. This model come with a cosmonaut in the ejection seat. Gerhard added some LED for interior lighting.

Gerhard's last model was a Vostok/Soyuz launch vehicle. This was an Airfix 1/144th scale kit that comes with three different nose cones, the Luna, Vostok and Soyuz, a very nice kit, according to the information provided by Gerhard. It was very nice to see an unusual and really different category of models on our tables.



Gerhard Gotzmann's
Mirage IV in 1/48th scale




Edward Rogers'
AC-130 "Specter" Gunship
in 1/72nd scale



Edward Rogers'
AC-47 "Spooky" Gunship
in 1/72nd scale

Paul Carr's 1/39th scale
Wright Flyer



Paul Carr's 1/72 scale
PT-109 torpedo boat



Paul Carr's P-38 Lightning
in 1/48th scale


Paul Carr had three models to show. Each was displayed in its own plastic box. Paul had a 1/39th scale Wright Flyer built from the Revell kit. Another Revell kit was a PT 109 in 1/72nd scale. His third model was a P-38 Lightning in 1/48th scale and this was also a Revell kit.

Jose C. Diaz had a 1970 Dodge bus marked as a bus from the Mexico City Bus lines. Again, this model was scratch built from paper and in 1/32nd scale.

Michael Garcia brought a Flagman 1/350th scale Type VIIC U-boat in the special version release. Quote, "Not a very good kit with poor instructions." Mike's second kit was a Mirage 1/350th scale model of U-511 (turn 1 + WGr 42) as a WIP.

All in all, some great models were displayed at this meeting. There were a number of new in the box items on the tables but I was too lazy to move around the room and take notes. As no info was furnished there is nothing to report.

1/350th scale Type VIIC U-boat
by Michael Garcia



Jim Davis' A-26 Invader
in 1/72nd scale



Jim Davis' B-26 Marauder
in 1/72nd scale



Meeting Clips!

Photos by
Gerhard Gotzmann



Joe, Charlie, Edward and Bobby



A-26 close inspection by Cliff Bossie



Roy Lingle with Cliff and JP Jones



Ruben Martinez & Julio Sanchez



Roger, Edward and Antonio Patiño



People busy the Meeting

Musing and other inane stuff

by JOHN ESTES

Back to your Sponsorships, IPMS El Paso is down for sponsoring the Misc Special Award. For the regular Category Awards, IPMS El Paso sponsored: Aircraft Category 186: Single Engine Prop or Glider, 1/72 (not exceeding 8.5" length or wingspan).

Military Vehicle Category 229: Kit-Bash Conversions (all types & eras) - A model that MUST have its silhouette SUBSTANTIVELY CHANGED by the MODELER, using ANY PRE-EXISTING KIT PARTS from another model or manufactured conversion parts/pieces designed for such change by the manufacturer, whether or not it is intended for the model it is employed upon.

Ships Category 412: Submarines / All Years, 1/401 & smaller. We really appreciate your support. This is one of our biggest orders.

Last month I wrote about what an old guy does between meetings. Since 1970 something, either 72 or 73 Jim Davis and I have gone to the hobby shop on Saturday and then to get lunch somewhere. All of a sudden that has been 40 plus years.



We have missed a couple Saturdays in that time but not too many. Lunch has been from Smiths German Deli, Subway, Delicious and Marina's German Bakery. Bratwurst, salads, sandwiches, Mexican Food and now more bratwurst have been the order of the day. At times as many ten of the modelers have joined us for lunch.

Some places allowed us to stay for hours and discuss models and new kits, etc. Time truly flies when you are having fun.

While at the hobby shop last Saturday, Fabian Nevarez brought parts for his scratch built Pilatus PC-7 in 1/32 scale. Fabian is a real modeler, not just a kit assembler or parts assembler. Recently, Fabian sent pictures of his craftsmanship out on the web for friends to see. These pictures were quite impressive, but it was an honor to see them up close and personal. This makes you want to go home and either step on you latest effort and toss it in the trash or else Fabian's work encourages you to try to get something finished. It is great to see some one that is building something that is not readily available. Fabian learned to fly in one of these aircraft some years ago as an aviation cadet.

Our next meeting is in June, Same venue and same time.

John Estes





Jose C. Diaz's 1970 Dodge Bus in 1:32 scale

IPMS/USA NEW MEMBER APPLICATION

IPMS No.: _____ Name: _____
Leave Blank First Middle Last

Address: _____

City: _____ State: _____ Zip: _____

Phone: _____ E-mail: _____

Signature (Required by PO): _____

Type of Membership: ☐ Adult, 1 Year: **\$25** ☐ Adult, 2 Years: **\$49** ☐ Adult, 3 Years: **\$73**
☐ Junior (Under 18 Years): **\$12** ☐ Family, 1 Year: **\$30** (Adult + \$5, One Set Journals) How Many Cards? _____
☐ Canada & Mexico: **\$30** ☐ Other / Foreign: **\$32** (Surface) ☐ Other / Foreign: **\$55** (Air)

Payment Method: ☐ Check ☐ Money Order ☐ Credit Card (MC / Visa Only)

Credit Card No.: _____ Expiration Date: _____

If Recommended by an IPMS Member, List His / Her Name and Member Number:

Name: _____ IPMS No.: _____

IPMS/USA

Check out our webpage: www.ipmsusa.org

P.O. Box 2475

North Canton, OH 44720-0475